




## Installation Guidelines - Surface Orientation for Energy Select™ Products

AGC Energy Select™ Low E coatings are designed with specific performance guidelines; the next obvious critical element is the aesthetic appearance of the building, and the visual consistency that someone perceives. MSVD coatings consist of several layers of materials that are designed to transmit, reflect or absorb specific wavelengths of energy. Each layer is controlled and has an effect on the performance and appearance of the coated glass product. Once glass is coated, color can be viewed and measured looking directly through the glass (transmitted color), or on either surface of the glass (reflective color). The surface with the coating is typically referenced as the coated side, and the uncoated surface of the glass is referenced as the glass side.

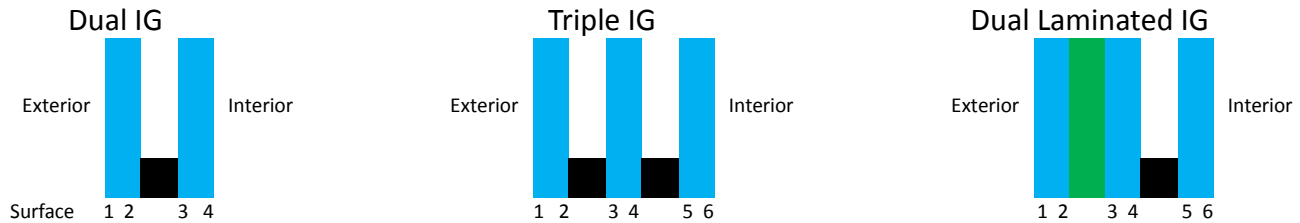
AGC recommends the Energy Select™ coatings be installed on the surface for which they have been engineered to minimize both transmitted and reflected color uniformity effects. The following chart references the surface orientation of the coating in an installed double glazed insulating glass unit. To ensure the best uniform color match coated glass should be installed with the coating oriented to the same surface on each elevation. When annealed coatings and post tempered coatings are to be used on the same elevation (side of building) the fabricator should verify color match after heat treatment. As post tempered color is affected by the heating process, color compatibility after heat treatment is the sole responsibility of the fabricator.

Exterior Lite	Low E Location	ES23	ES28	ES31	ES36	ES40	ES42	ES63	ES73	*ES25	*ES20
 Clear Outboard	Annealed #2	✓	✓	✓	✓	✓	✓	✓	✓	n/a	n/a
	Temperable #2	✓	✓	✓	✓	✓	✓	✓	✓	n/a	n/a
	Annealed & Temperable #2	✓	✓	✓	✓	✓	✓	✓	✓	n/a	n/a
 Clear Inboard	Annealed #3	X	X	X	X	X	X	✓	✓	X	X
	Temperable #3	X	X	X	X	X	X	✓	✓	X	X
	Annealed & Temperable #3	X	X	X	X	X	X	✓	✓	X	X
 Tinted Outboard	Annealed #3	X	X	✓	✓	✓	✓	✓	✓	X	X
	Temperable #3	X	X	✓	✓	✓	✓	✓	✓	X	X
	Annealed & Temperable #3	X	X	✓	X	✓	✓	✓	✓	X	X

\*This chart is not an analysis of thermal stress

This document is intended for general informational purposes. Actual results may vary depending on conditions and circumstances of use. AGC makes no representation or warranty as to results that may be obtained from the use of information contained herein. AGC disclaims any liability for bodily injury, property damages, product failure or any other damages that may occur by use of the information contained in this document. Consult a qualified AGC Professional before undertaking any glass project. TSD-240 August 18, 2016r2

## Glass Surface Orientation in Insulating Glass Units



Further information relating to installation considerations and recommendations is available by contacting the AGC Technical Services Department.

For additional information contact AGC Technical Services at 1-800-251-0441.

This document is intended for general informational purposes. Actual results may vary depending on conditions and circumstances of use. AGC makes no representation or warranty as to results that may be obtained from the use of information contained herein. AGC disclaims any liability for bodily injury, property damages, product failure or any other damages that may occur by use of the information contained in this document. Consult a qualified AGC Professional before undertaking any glass project. TSD-240 August 18, 2016r2